

ITEM NO.	PART NUMBER	DESCRIPTION	QTY.
1	K040009	M12 x 1.75 x 100 Hex SHCS	2
2	K040126	M8 x 1.25 x 16 Hex SHCS	1
3	K040278	M4 x 0.7 x 6 Hex SHCS	1
4	K040460	M6 x 1.0 x 25 Socket FCHS	1
5	K040522	M5 x 0.8 x 10 HHCS	1
6	K040567	M12 x 1.75 x 30 HHCS	10
7	K040825	M10 Lock Washer	2
8	L-10413-06R2	Mandrel Locking Plate	1
9	L-10461-04	MRT-500 Pivot Pin	1
10	L-10627-07	MRT turning handle	2
11	L-10780-01R1	MRT-500-ADJ Mandrel Arm	1
12	L-10780-02	MRT-500 Pivot Block	1
13	L-10780-03	MRT-500 Crane Block	1
14	L-10780-04	MRT-500 Locking Pin	1
15	L-10780-05	MRT-500 Locking Bar	1
16	L-10780-06	MRT-500-ADJ auto level kit	1
17	P-10053	M12 Lock Washer	10
18	P-10087	Revolving Handle	2
19	P-10122	.687" OD x 2.5" long comp. spring	1
20	P-10293	M5 Lock Washer	1
21	P-10389	Wire Lanyard with Tab	1
22	P-10829	retracting thumb screw	1
23	P-11086	.5" x 4" Quick Release Pin	2
24	P-40362*	8mm ID plain bushing	1
25	P-40386	40mm Taper Roller Bearing	2
26	P-40387	Tab Washer 40mm	1
27	P-40388	Slotted Nut 40mm	1
28	P-40462	Bearing Ring 40mm	1
29	P-10121	M8 Finish Washer	1
30	K040106	M8 x 1.25 x 20 Socket FCHS	1

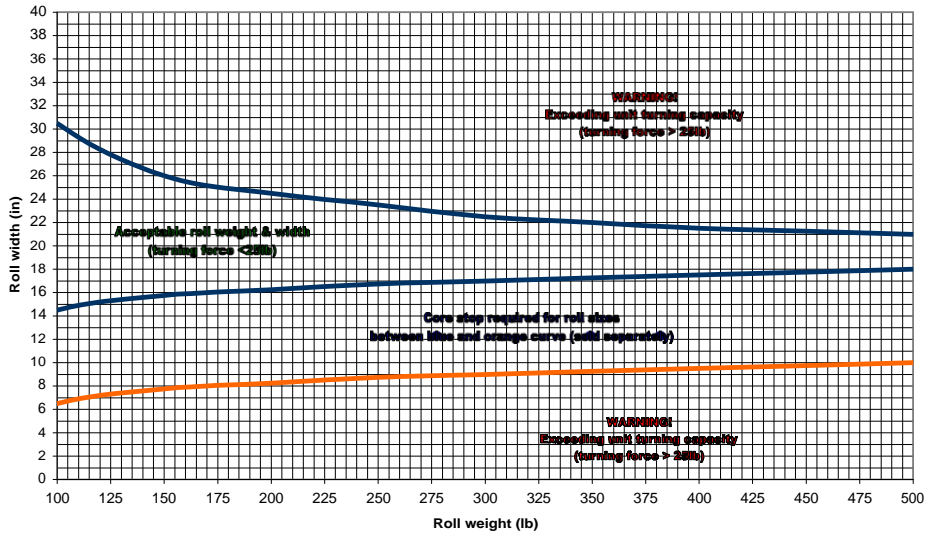
MRT-500-AL-ADJ
 Max Capacity: 500 lbs (227 Kg)
 Max Operator Force: 25 lbs (111 N)

parts marked with (*) indicate recommended spare parts to be kept on hand, per unit

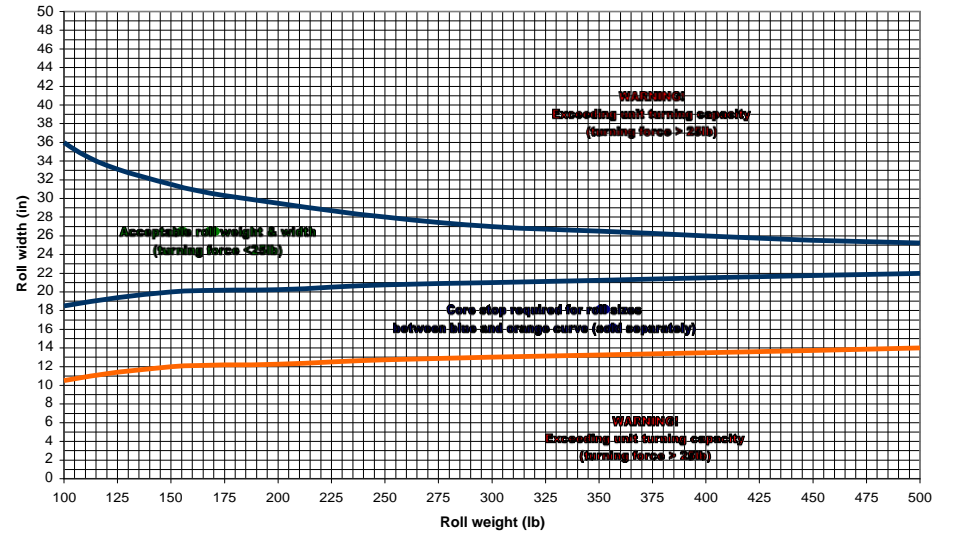
THE INFORMATION CONTAINED IN THIS DRAWING IS THE SOLE PROPERTY OF SCHLUMPF INC. ANY REPRODUCTION IN PART OR AS A WHOLE WITHOUT WRITTEN PERMISSION OF SCHLUMPF INC. IS PROHIBITED.		PART. NO. L-10780
SIZE A DO NOT SCALE DRAWING	UNITWEIGHT (lb) 102.677	
DRAWN BY Rich West	DESIGNED BY Rich West	DATE CREATED 8/3/2009
MODEL MRT-500-AL-ADJ (manual roll turner)		DATE PRINTED 9/17/2009

REV.	DESCRIPTION	DATE	INITIALS
[56] 2.21			
[565] 23.25			

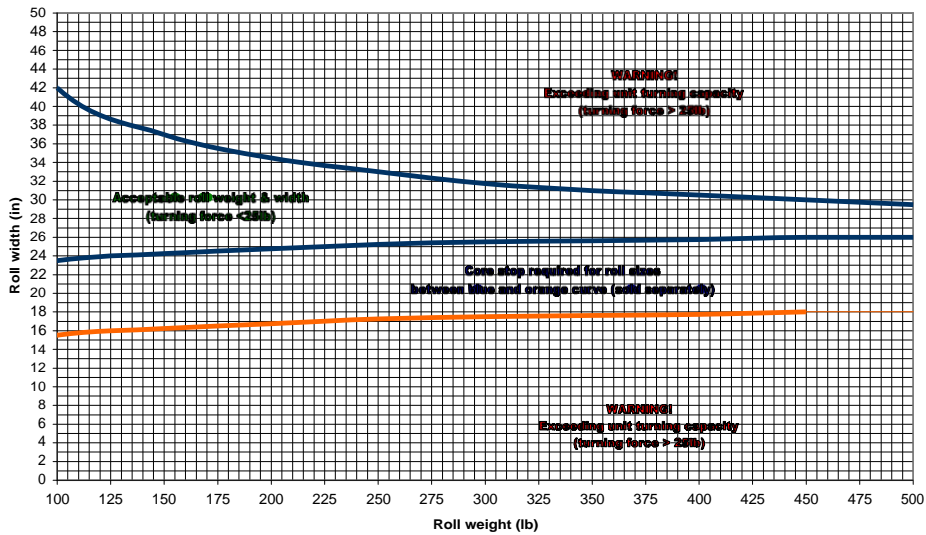
MRT-500 capacity range - 16" mandrel arm



MRT-500 capacity range - 18" mandrel arm



MRT-500 capacity range - 20" mandrel arm



MRT-500 capacity range - 22" mandrel arm

