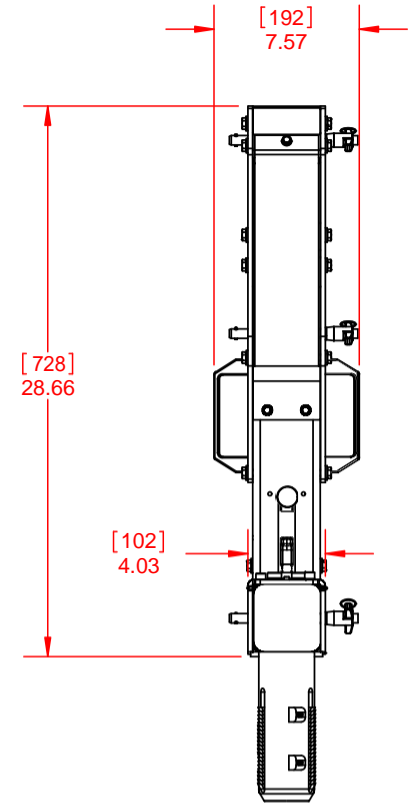


shown with 3" T-handle mandrel;  
MANDRELS SOLD SEPARATELY

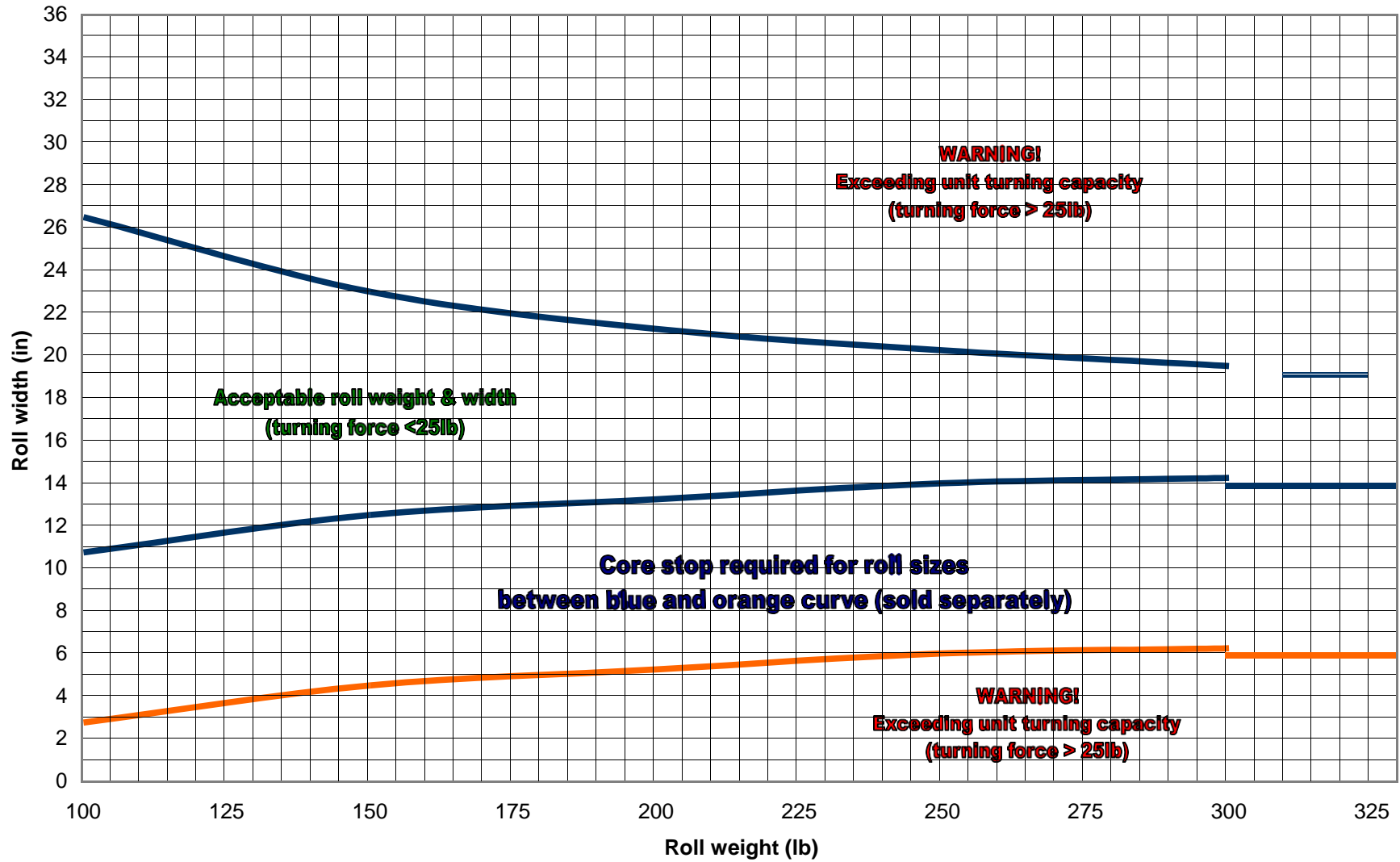


| Weight, lb (kg) | MIN - MAX roll widths, in (mm) |                           |                         |
|-----------------|--------------------------------|---------------------------|-------------------------|
|                 | setting 1                      | setting 2                 | setting 3               |
| 330 (150)       | 14.5 - 19 (368 - 483)          | 17 - 22 (432 - 559)       | 19.5 - 24.5 (495 - 622) |
| 300 (136)       | 14.25 - 19.5 (362 - 495)       | 16.75 - 22.5 (425 - 572)  | 19.25 - 25 (489 - 635)  |
| 250 (113)       | 14 - 20.25 (356 - 514)         | 16.25 - 23.25 (413 - 591) | 18.75 - 26 (476 - 660)  |
| 200 (91)        | 13.25 - 21.25 (337 - 540)      | 15.75 - 24.25 (400 - 616) | 18 - 27.25 (457 - 692)  |
| 150 (68)        | 12.5 - 23 (318 - 584)          | 15 - 26 (381 - 660)       | 17 - 29.5 (432 - 749)   |
| 100 (45)        | 10.75 - 26.5 (273 - 673)       | 13 - 30.25 (330 - 768)    | 15.5 - 33.5 (394 - 851) |

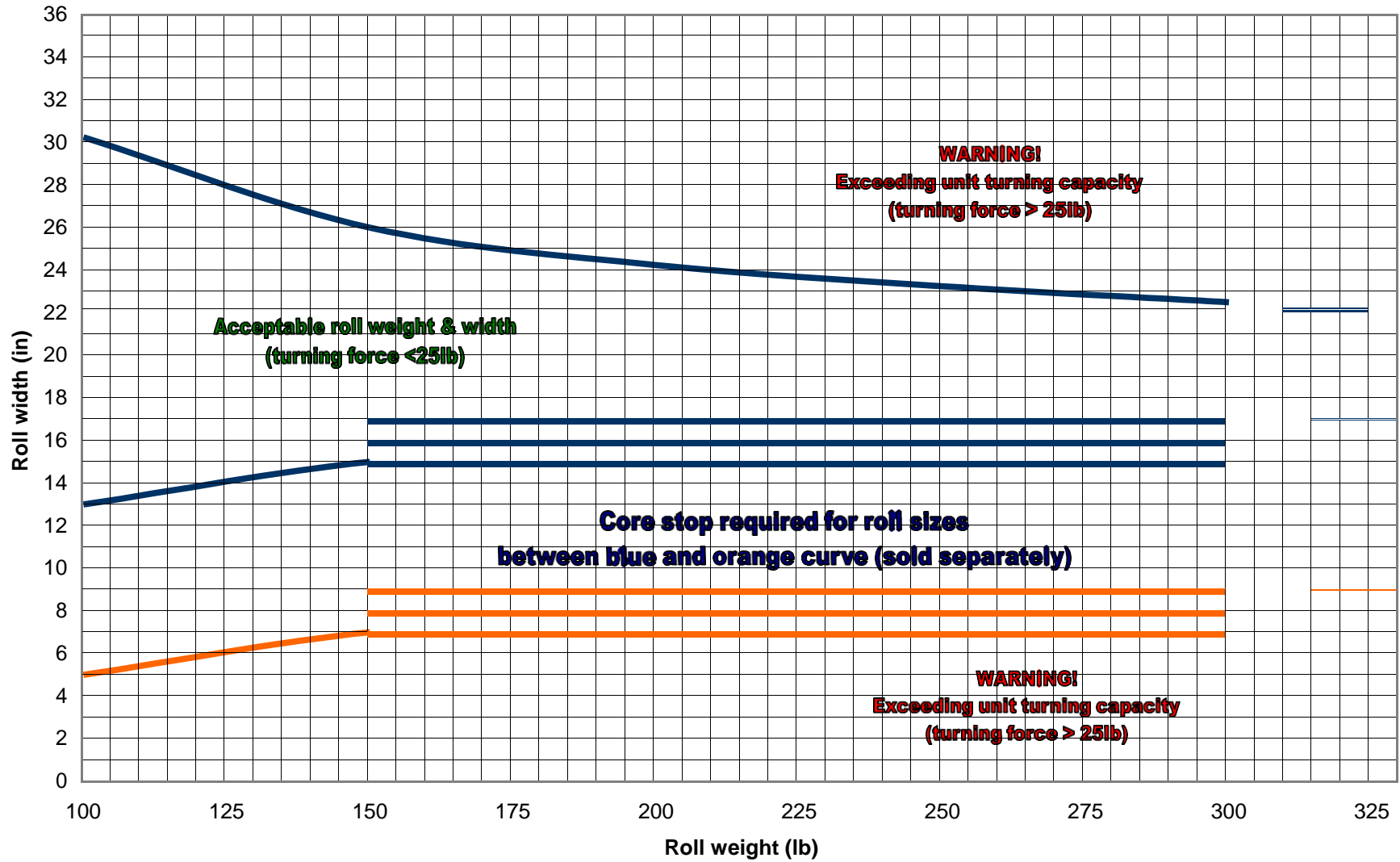
|   |                      |                                       |                           |
|---|----------------------|---------------------------------------|---------------------------|
| THE INFORMATION CONTAINED IN THIS DRAWING IS THE SOLE PROPERTY OF SCHLUMPF INC. ANY REPRODUCTION IN PART OR AS A WHOLE WITHOUT WRITTEN PERMISSION OF SCHLUMPF INC. IS PROHIBITED. |                      | PART. NO.<br><b>L-10682</b>           |                           |
| SIZE<br><b>A</b>  | DO NOT SCALE DRAWING | UNITWEIGHT (lb)<br>63.245             |                           |
| DRAWN BY<br><b>Matthew Skelton</b>  |                      | DESIGNED BY<br><b>Matthew Skelton</b> | DATE CREATED<br>5/23/2008 |
| MODEL<br>MRT-330-AL manual roll turner (adj. mandrel arm)   |                      |                                       | DATE PRINTED<br>9/11/2008 |

| REVISIONS |             |      |          |
|-----------|-------------|------|----------|
| REV.      | DESCRIPTION | DATE | INITIALS |
|           |             |      |          |

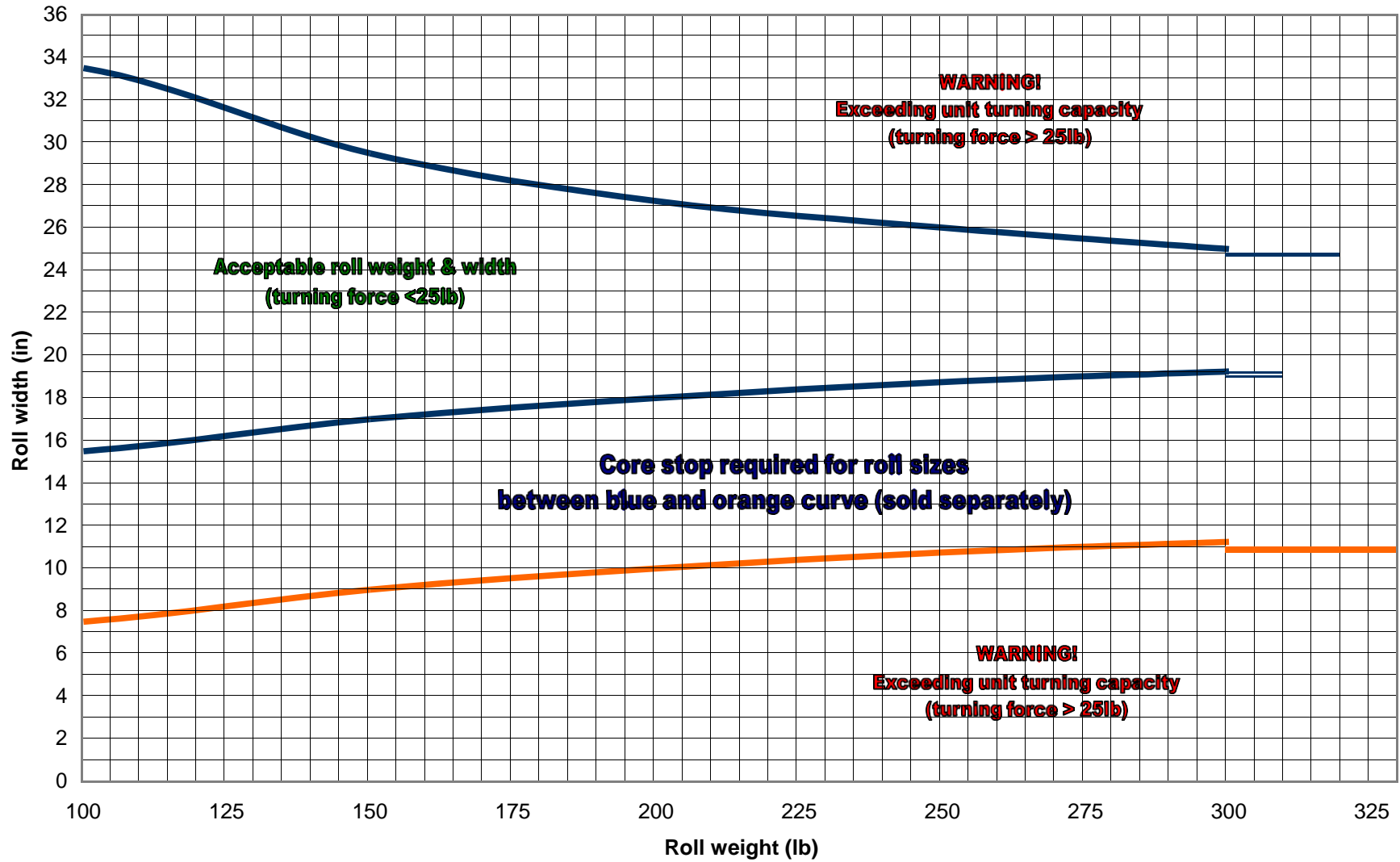
### MRT-330 capacity range - mandrel arm setting #1



### MRT-330 capacity range - mandrel arm setting #2



### MRT-330 capacity range - mandrel arm setting #3



**MIN - MAX roll widths, in (mm)**

| <b>Weight, lb (kg)</b> | <b>setting 1</b>          | <b>setting 2</b>          | <b>setting 3</b>        |
|------------------------|---------------------------|---------------------------|-------------------------|
| 330 (150)              | 14.5 - 19 (368 - 483)     | 17 - 22 (432 - 559)       | 19.5 - 24.5 (495 - 622) |
| 300 (136)              | 14.25 - 19.5 (362 - 495)  | 16.75 - 22.5 (425 - 572)  | 19.25 - 25 (489 - 635)  |
| 250 (113)              | 14 - 20.25 (356 - 514)    | 16.25 - 23.25 (413 - 591) | 18.75 - 26 (476 - 660)  |
| 200 (91)               | 13.25 - 21.25 (337 - 540) | 15.75 - 24.25 (400 - 616) | 18 - 27.25 (457 - 692)  |
| 150 (68)               | 12.5 - 23 (318 - 584)     | 15 - 26 (381 - 660)       | 17 - 29.5 (432 - 749)   |
| 100 (45)               | 10.75 - 26.5 (273 - 673)  | 13 - 30.25 (330 - 768)    | 15.5 - 33.5 (394 - 851) |