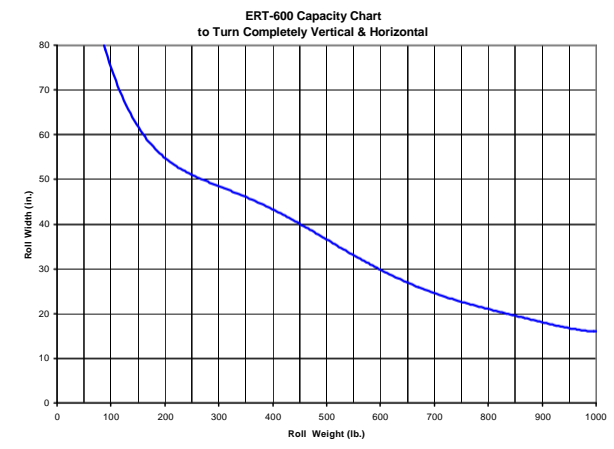
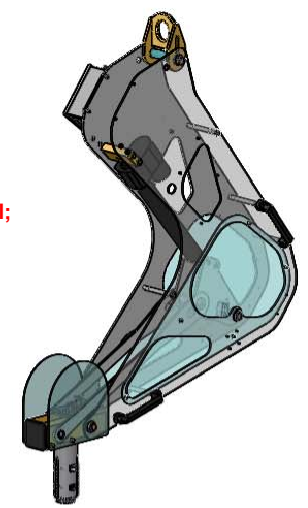


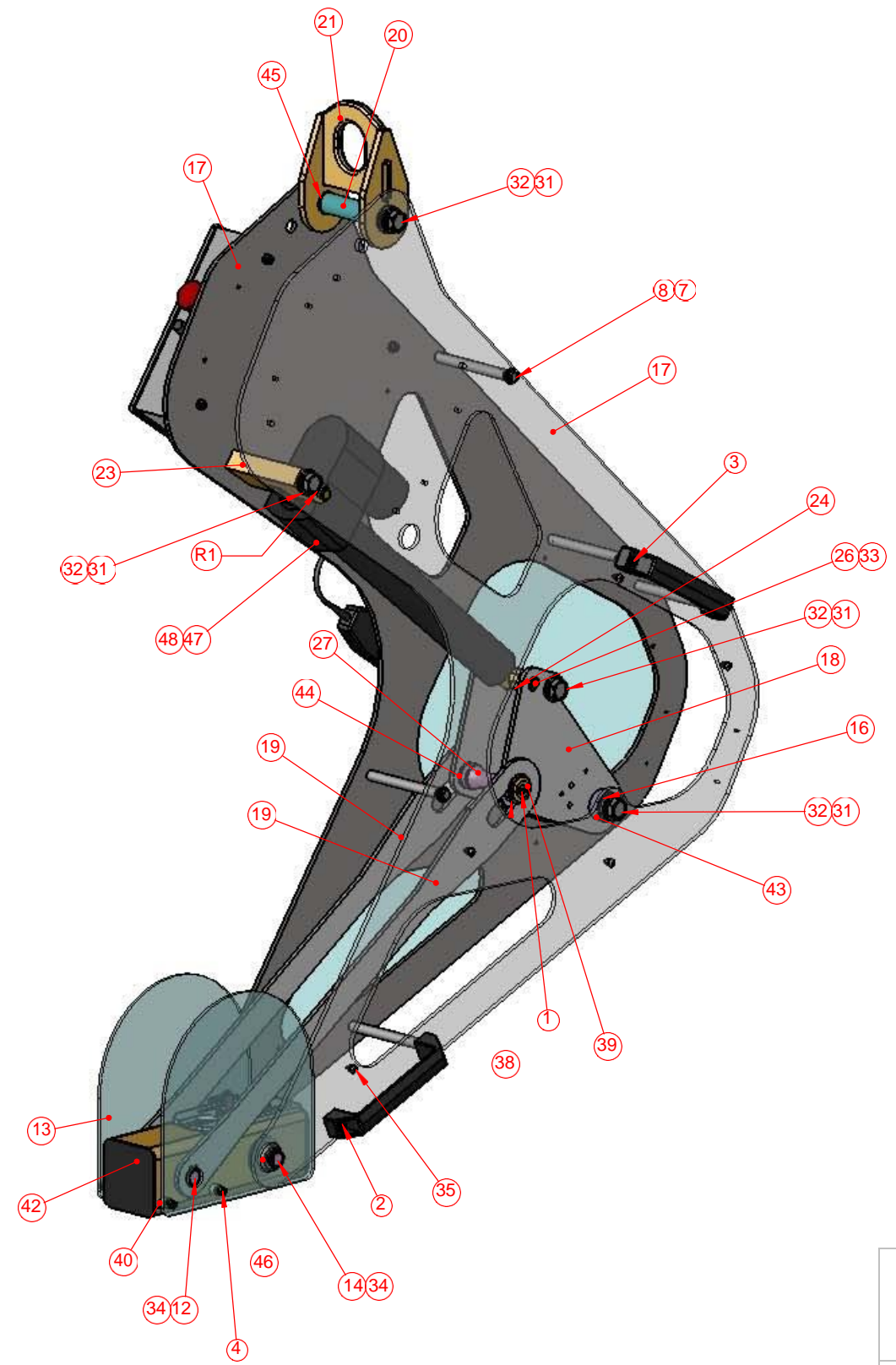
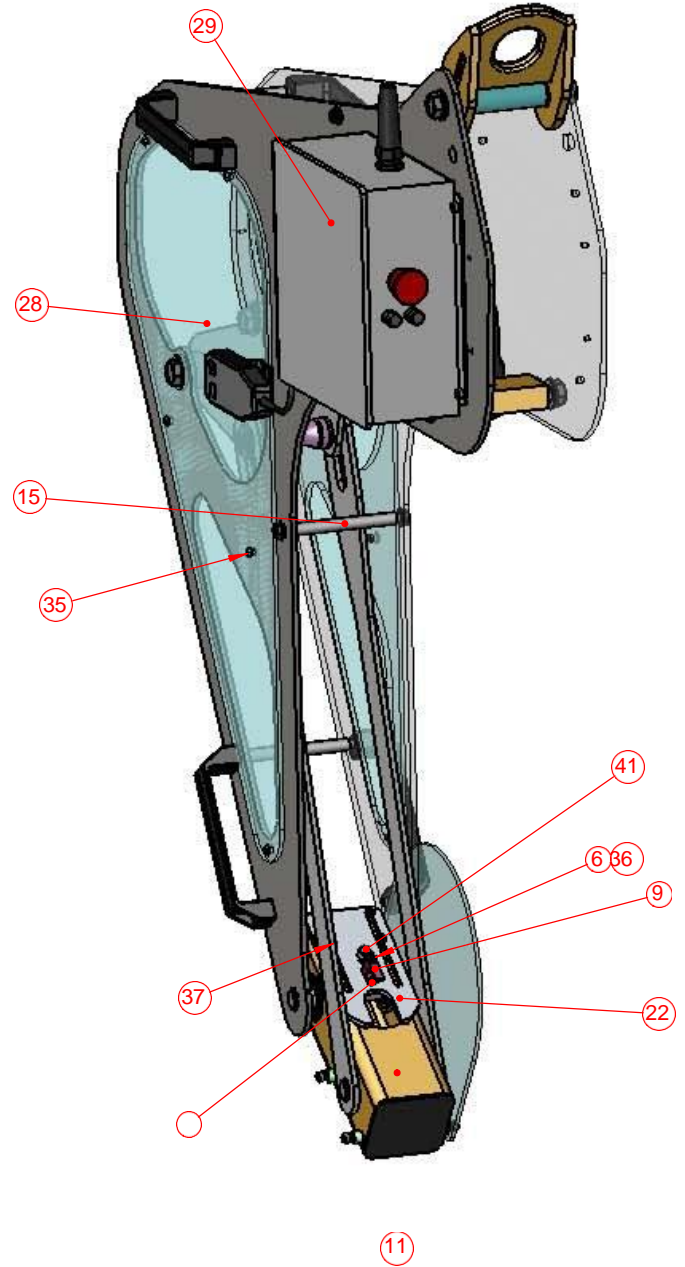
MAX roll ϕ : 48" (1219mm)

Shown with 3" remote retract mandrel;
MANDRELS SOLD SEPARATELY.



REVISIONS			
REV.	DESCRIPTION	DATE	INITIALS

SIZE A DO NOT SCALE DRAWING DRAWN BY	PART. NO. L-10670
	UNITWEIGHT (lb) 163.956
DESIGNED BY Matthew Skelton	DATE CREATED 7/8/2008
MODEL ERT-600 230VAC Electric Roll Turner	DATE PRINTED 7/8/2008



ITEM NO.	PART NUMBER	DESCRIPTION	QTY.
1	K040062	M6 x 1.0 x 16 Socket FCHS	2
2	K040126	M8 x 1.25 x 16 Hex SHCS	2
3	K040127	M8 x 1.25 x 25 Hex SHCS	6
4	K040193	M6 x 1.0 x 25 Hex SHCS	4
5	K040278	M4 x 0.7 x 6 Hex SHCS	1
6	K040288	M4 x 0.7 x 30 Hex SHCS	1
7	K041478	M8 Lock Washer	4
8	K041643	M8 x 1.25 x 20 HHCS	4
9	L-10003-28	Captive Support	1
10	L-10040-05R1	ABS Cover	2
11	L-10335-04R2	ERT-350 Turner Arm	1
12	L-10335-06	ERT Turner Link Shaft	1
13	L-10335-15R3	ERT Turner Guard	2
14	L-10387-01	ERT Turner Shaft	1
15	L-10387-05	ERT Spacer Rod	5
16	L-10387-06	Cam Pivot Shaft	1
17	L-10438-01R3	ERT-600 Frame Plate	2
18	L-10438-02R1	ERT-600 Cam Link	2
19	L-10438-03	ERT-600 Turner Link	2
20	L-10438-05	Hoist Hook Spacer Rod	1
21	L-10438-06	Hoist Hook Weldment	1
22	L-10510-08	Mandrel Locking Plate	1
23	L-10639-02R1	ERT motor end clevis mount	1
24	L-10639-03R2	ERT rod end clevis mount	1
25	L-10639-04R1	ERT motor end clevis shaft	1
26	L-10639-05R1	ERT rod end clevis shaft	1
27	L-10639-06	Cam Link Shaft (single actuator)	1
28	L-10639-07	ERT link guard	2
29	L-10670-01	ERT control box 230VAC std turner & ERR	1
30	P-10033	Plastic Pull Handle	4
31	P-10054	M16 Lock Washer	8
32	P-10099	M16 x 2.0 x 30 HHCS	8
33	P-10123	0.5" Dia. Snap Ring	4
34	P-10135	.75" Dia. Snap Ring	4
35	P-10253	M6 x 1.0 x 8 SBHCS	10
36	P-10337	M4 Lock Washer	1
37	P-10363	1/4 x 5/16 Shoulder Bolt	4
38	P-10672	1" shim washer	4
39	P-10674	M6 Finish Washer	2
40	P-10805	3/8" Spacer	4
41	P-10829	retracting thumb screw	1
42	P-40334	3/4" x 1/2" long flange bushing	2
43	P-40335	1-1/4" x 1" long flange bushing	2
44	P-40336	3/4" x 3/4" long flange bushing	2
45	P-40373	1" ID polymer flange bushing	2
46	P-40374	3/4" ID Radial Ball Bearing	2
47	P-50728	2000lb linear actuator 12" stroke	1
48	P-50728-01R1	Actuator Front Clevis	1

****NOTE: THE FOLLOWING ITEM ADJUSTMENTS ARE MADE FOR REMOTE RETRACT UNITS**

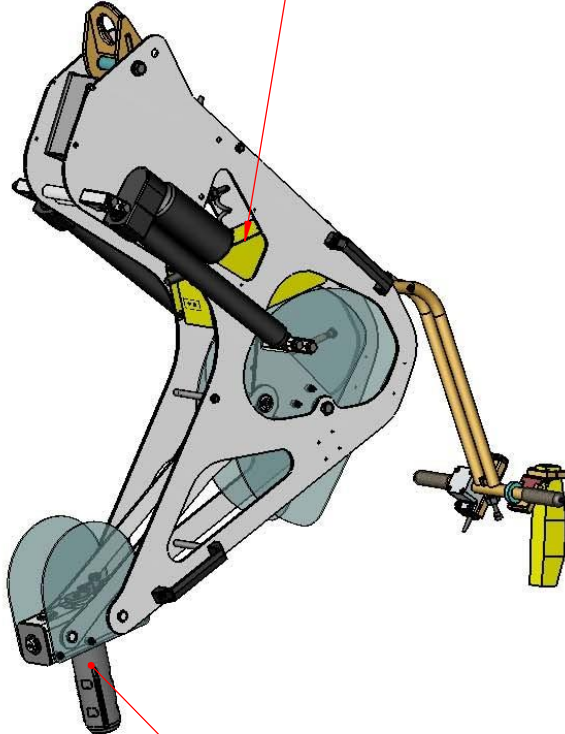
- 1 L-10003-28 CAPTIVE SUPPORT
- 1 K040288 M4 X 30 SHCS
- 1 P-10337 M4 LOCK WASHER

REVISIONS			
REV.	DESCRIPTION	DATE	INITIALS
R1	Actuator and clevis, rigid clevis mounts	2/3/2009	RW

PART. NO.		L-10670R1	
SIZE	DO NOT SCALE DRAWING	UNIT WEIGHT (lb)	158.367
DRAWN BY Matthew Skelton		DESIGNED BY Matthew Skelton	
MODEL ERT-600 230VAC Electric Roll Turner		DATE CREATED 7/8/2008	DATE PRINTED 2/3/2009

ERT accessories

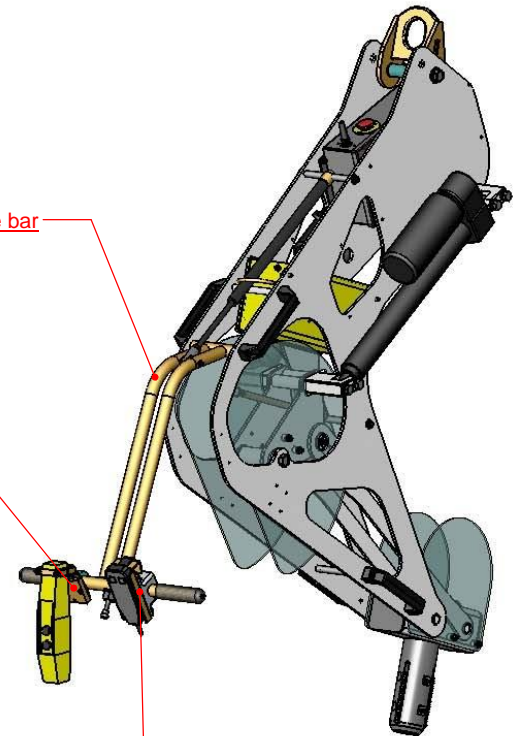
electric mandrel retract kit
cable attaches to core-handling mandrel
for pushbutton gripper retraction



roll core handling mandrel
required for most roll handling applications;
available in almost any core size bigger than 2"

adjustable gas-spring handle bar

hoist pendant clip
base attaches to handle bar;
pendant and clip can slide out
to walk around unit with pendant in hand

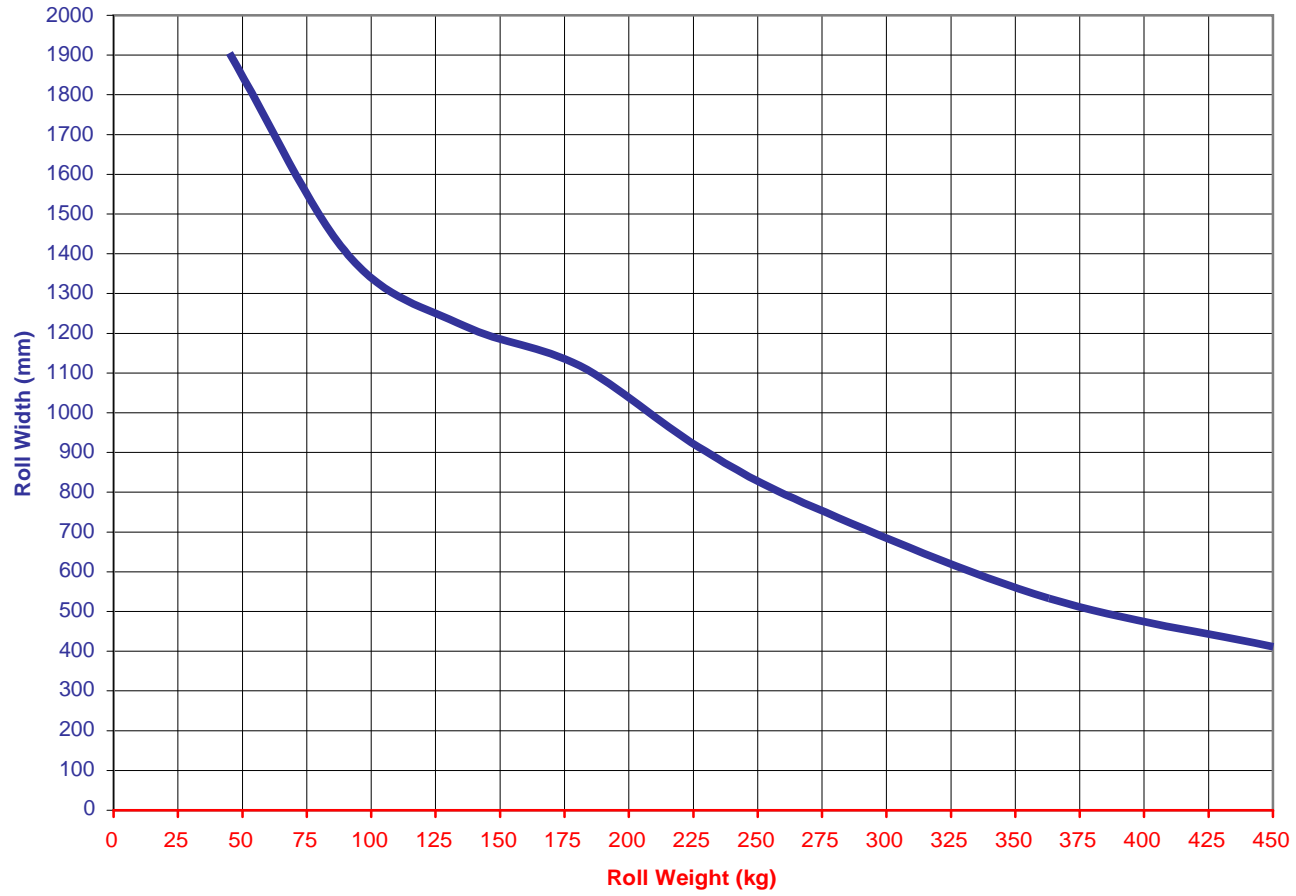


pendant holder
docks ERT handheld controller
to the handle bar

SIZE		DO NOT SCALE DRAWING	
UNIT WEIGHT (lb)		225.6083747	
DRAWN BY Rich West		DATE CREATED 9/10/2004	DATE PRINTED 6/29/2007
MODEL ERT-600 Electric Roll Turner 230VAC		PART. NO. L-10438	

REVISIONS			
REV.	DESCRIPTION	DATE	INITIALS

ERT-600 Capacity To Turn Roll Completely Horizontal or Vertical



**ERT-600 Capacity Chart
to Turn Completely Vertical & Horizontal**

