



CAP (TON)



SPAN (FT)



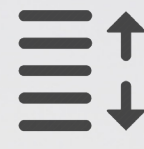
WHEEL BASE  
(FT)



WHEEL LOAD  
(KIPS)



BEAM WIDTH  
(IN)



STANDARD  
HEADROOM (IN)



SHIP WT  
(LBS)

# SINGLE GIRDER DUAL DRIVE TOP RUNNING BRIDGE CRANE

(1 TON TO 50 TON MODELS AVAILABLE)

We manufacture Overhead Cranes and Bridge Cranes that offer exceptional reliability and dependability at competitive prices. With over a 100 standard Single Girder Top Running Overhead Crane models available, we are the leading manufacturer and installer of Overhead Cranes in Canada.

When selecting an Overhead Crane it is important to first understand the needs of your system and select a product that will provide a reliable solution in your particular environment, that works with your facilities structural capabilities. Single Girder Top Running Overhead Cranes are designed to travel on top of a runway system that can be either supported by engineered columns or existing building columns. Our collaborative approach ensures that the Overhead Crane System you select exceeds your expectations for not only quality but reliability. We assess your facilities capabilities, evaluate the needs of the system, determine weight and span requirements, and recommend systems that are tailored to your specific needs.

Liftsafe Engineering and Service Group Inc., partners with industry leading suppliers to offer exceptional parts and components when designing and manufacturing Overhead Crane Systems. What that means is we provide our Customers with only the most innovative and technologically advanced components when designing and manufacturing a Crane System.

Contact an expert Overhead Crane Specialist for a free no-obligation assessment of your facility. Let us show you why our over 25 years of Overhead and Bridge Crane Manufacturing experience sets us apart from the competition and how we can increase productivity and safety at your facility!



| MODEL<br>(PART ID)    | SPAN (FT) | WHEEL BASE<br>(FT) | WHEEL LOAD<br>(KIPS) | BEAM WIDTH<br>(IN) | STANDARD<br>HEADROOM (IN) | SHIP WT<br>(LBS) |
|-----------------------|-----------|--------------------|----------------------|--------------------|---------------------------|------------------|
| ITRX-TRC-DDSG-2000-16 | 16        | 4.50               | 1,630                | 5.25               | 18.25                     | 1,050            |
| ITRX-TRC-DDSG-2000-20 | 20        | 4.50               | 1,740                | 5.77               | 20.50                     | 1,350            |
| ITRX-TRC-DDSG-2000-24 | 24        | 4.50               | 1,800                | 5.77               | 20.50                     | 1,490            |
| ITRX-TRC-DDSG-2000-28 | 28        | 4.50               | 1,880                | 6.52               | 22.50                     | 1,760            |
| ITRX-TRC-DDSG-2000-32 | 32        | 4.50               | 1,980                | 6.56               | 22.50                     | 2,100            |
| ITRX-TRC-DDSG-2000-36 | 36        | 4.50               | 2,110                | 7.99               | 23.75                     | 2,585            |
| ITRX-TRC-DDSG-2000-40 | 40        | 6.00               | 2,225                | 8.03               | 24.00                     | 3,015            |
| ITRX-TRC-DDSG-2000-44 | 44        | 6.00               | 2,350                | 8.06               | 24.00                     | 3,485            |
| ITRX-TRC-DDSG-2000-48 | 48        | 6.00               | 2,640                | 7.64               | 28.50                     | 4,640            |
| ITRX-TRC-DDSG-2000-52 | 52        | 7.50               | 2,890                | 8.35               | 31.50                     | 5,620            |
| ITRX-TRC-DDSG-2000-56 | 56        | 7.50               | 3,140                | 8.42               | 31.75                     | 6,590            |
| ITRX-TRC-DDSG-2000-60 | 60        | 7.50               | 3,265                | 9.06               | 34.50                     | 7,090            |
| ITRX-TRC-DDSG-4000-16 | 16        | 4.50               | 2,625                | 5.77               | 20.50                     | 1,205            |
| ITRX-TRC-DDSG-4000-20 | 20        | 4.50               | 2,745                | 6.52               | 22.50                     | 1,440            |
| ITRX-TRC-DDSG-4000-24 | 24        | 4.50               | 2,865                | 6.56               | 22.50                     | 1,740            |
| ITRX-TRC-DDSG-4000-28 | 28        | 4.50               | 3,000                | 7.99               | 23.75                     | 2,160            |
| ITRX-TRC-DDSG-4000-32 | 32        | 4.50               | 3,120                | 8.03               | 24.00                     | 2,550            |
| ITRX-TRC-DDSG-4000-36 | 36        | 4.50               | 3,245                | 8.06               | 24.00                     | 2,980            |
| ITRX-TRC-DDSG-4000-40 | 40        | 6.00               | 3,510                | 7.64               | 28.50                     | 3,995            |
| ITRX-TRC-DDSG-4000-44 | 44        | 6.00               | 3,740                | 8.35               | 31.50                     | 4,880            |
| ITRX-TRC-DDSG-4000-48 | 48        | 6.00               | 3,975                | 8.42               | 31.75                     | 5,770            |
| ITRX-TRC-DDSG-4000-52 | 52        | 7.50               | 4,240                | 12.75              | 34.25                     | 6,800            |
| ITRX-TRC-DDSG-4000-56 | 56        | 7.50               | 4,360                | 12.75              | 34.25                     | 7,255            |
| ITRX-TRC-DDSG-4000-60 | 60        | 7.50               | 4,480                | 12.75              | 34.25                     | 7,710            |
| ITRX-TRC-DDSG-6000-16 | 16        | 4.50               | 3,870                | 6.56               | 22.50                     | 2,030            |
| ITRX-TRC-DDSG-6000-20 | 20        | 4.50               | 4,020                | 6.77               | 24.25                     | 2,280            |
| ITRX-TRC-DDSG-6000-24 | 24        | 4.50               | 4,160                | 7.99               | 23.75                     | 2,600            |
| ITRX-TRC-DDSG-6000-28 | 28        | 4.50               | 4,290                | 8.03               | 24.00                     | 2,970            |
| ITRX-TRC-DDSG-6000-32 | 32        | 4.50               | 4,425                | 8.06               | 24.00                     | 3,380            |
| ITRX-TRC-DDSG-6000-36 | 36        | 4.50               | 4,685                | 7.64               | 28.50                     | 4,320            |
| ITRX-TRC-DDSG-6000-40 | 40        | 6.00               | 4,915                | 8.35               | 31.50                     | 5,155            |
| ITRX-TRC-DDSG-6000-44 | 44        | 6.00               | 5,140                | 8.42               | 31.75                     | 6,005            |
| ITRX-TRC-DDSG-6000-48 | 48        | 6.00               | 5,400                | 12.75              | 34.25                     | 6,990            |
| ITRX-TRC-DDSG-6000-52 | 52        | 7.50               | 5,525                | 12.75              | 34.25                     | 7,450            |
| ITRX-TRC-DDSG-6000-56 | 56        | 7.50               | 5,650                | 12.75              | 34.25                     | 7,905            |
| ITRX-TRC-DDSG-6000-60 | 60        | 7.50               | 5,975                | 12.80              | 34.50                     | 9,175            |



CAP (TON)




SPAN (FT)



WHEEL BASE  
(FT)



WHEEL LOAD  
(KIPS)



BEAM WIDTH  
(IN)



STANDARD  
HEADROOM (IN)



SHIP WT  
(LBS)

# SINGLE GIRDER DUAL DRIVE TOP RUNNING BRIDGE CRANE

(1 TON TO 50 TON MODELS AVAILABLE)

We manufacture Overhead Cranes and Bridge Cranes that offer exceptional reliability and dependability at competitive prices. With over a 100 standard Single Girder Top Running Overhead Crane models available, we are the leading manufacturer and installer of Overhead Cranes in Canada.

When selecting an Overhead Crane it is important to first understand the needs of your system and select a product that will provide a reliable solution in your particular environment, that works with your facilities structural capabilities. Single Girder Top Running Overhead Cranes are designed to travel on top of a runway system that can be either supported by engineered columns or existing building columns. Our collaborative approach ensures that the Overhead Crane System you select exceeds your expectations for not only quality but reliability. We assess your facilities capabilities, evaluate the needs of the system, determine weight and span requirements, and recommend systems that are tailored to your specific needs.

Liftsafe Engineering and Service Group Inc., partners with industry leading suppliers to offer exceptional parts and components when designing and manufacturing Overhead Crane Systems. What that means is we provide our Customers with only the most innovative and technologically advanced components when designing and manufacturing a Crane System.

Contact an expert Overhead Crane Specialist for a free no-obligation assessment of your facility. Let us show you why our over 25 years of Overhead and Bridge Crane Manufacturing experience sets us apart from the competition and how we can increase productivity and safety at your facility!



5

| MODEL (PART ID)        | SPAN (FT) | WHEEL BASE (FT) | WHEEL LOAD (KIPS) | BEAM WIDTH (IN) | STANDARD HEADROOM (IN) | SHIP WT (LBS) |
|------------------------|-----------|-----------------|-------------------|-----------------|------------------------|---------------|
| ITRX-TRC-DDSG-10000-16 | 16        | 4.50            | 5,670             | 7.03            | 26.25                  | 2,200         |
| ITRX-TRC-DDSG-10000-20 | 20        | 4.50            | 5,890             | 7.07            | 26.50                  | 2,555         |
| ITRX-TRC-DDSG-10000-24 | 24        | 4.50            | 6,085             | 7.12            | 26.50                  | 2,985         |
| ITRX-TRC-DDSG-10000-28 | 28        | 4.50            | 6,325             | 7.64            | 28.50                  | 3,675         |
| ITRX-TRC-DDSG-10000-32 | 32        | 4.50            | 6,560             | 8.35            | 31.50                  | 4,415         |
| ITRX-TRC-DDSG-10000-36 | 36        | 4.50            | 6,790             | 8.42            | 31.75                  | 5,185         |
| ITRX-TRC-DDSG-10000-40 | 40        | 6.00            | 7,045             | 12.75           | 34.25                  | 6,080         |
| ITRX-TRC-DDSG-10000-44 | 44        | 6.00            | 7,180             | 12.75           | 34.25                  | 6,535         |
| ITRX-TRC-DDSG-10000-48 | 48        | 6.00            | 7,315             | 12.75           | 34.25                  | 6,990         |
| ITRX-TRC-DDSG-10000-52 | 52        | 7.50            | 7,625             | 12.80           | 34.50                  | 8,160         |
| ITRX-TRC-DDSG-10000-56 | 56        | 7.50            | 7,975             | 12.85           | 34.50                  | 9,490         |
| ITRX-TRC-DDSG-10000-60 | 60        | 7.50            | 8,370             | 12.90           | 34.75                  | 11,020        |



7.5

|                        |    |      |        |       |       |        |
|------------------------|----|------|--------|-------|-------|--------|
| ITRX-TRC-DDSG-15000-16 | 16 | 4.50 | 8,110  | 7.12  | 28.50 | 2,700  |
| ITRX-TRC-DDSG-15000-20 | 20 | 4.50 | 8,420  | 7.59  | 30.50 | 3,145  |
| ITRX-TRC-DDSG-15000-24 | 24 | 4.50 | 8,670  | 7.64  | 30.50 | 3,605  |
| ITRX-TRC-DDSG-15000-28 | 28 | 4.50 | 8,940  | 8.35  | 33.50 | 4,295  |
| ITRX-TRC-DDSG-15000-32 | 32 | 4.50 | 9,205  | 9.06  | 36.50 | 5,070  |
| ITRX-TRC-DDSG-15000-36 | 36 | 4.50 | 9,460  | 12.75 | 36.25 | 5,870  |
| ITRX-TRC-DDSG-15000-40 | 40 | 6.00 | 9,620  | 12.75 | 36.25 | 6,330  |
| ITRX-TRC-DDSG-15000-44 | 44 | 6.00 | 9,920  | 12.80 | 36.50 | 7,390  |
| ITRX-TRC-DDSG-15000-48 | 48 | 6.00 | 10,255 | 12.85 | 36.50 | 8,610  |
| ITRX-TRC-DDSG-15000-52 | 52 | 7.50 | 10,635 | 12.90 | 36.75 | 10,015 |
| ITRX-TRC-DDSG-15000-56 | 56 | 7.50 | 11,050 | 12.95 | 37.00 | 11,585 |
| ITRX-TRC-DDSG-15000-60 | 60 | 7.50 | 11,485 | 14.09 | 40.00 | 13,260 |



10

|                        |    |      |        |       |       |        |
|------------------------|----|------|--------|-------|-------|--------|
| ITRX-TRC-DDSG-20000-16 | 16 | 4.50 | 10,810 | 8.35  | 33.50 | 3,185  |
| ITRX-TRC-DDSG-20000-20 | 20 | 4.50 | 11,180 | 8.35  | 33.50 | 3,555  |
| ITRX-TRC-DDSG-20000-24 | 24 | 4.50 | 11,525 | 8.42  | 33.75 | 4,200  |
| ITRX-TRC-DDSG-20000-28 | 28 | 4.50 | 11,765 | 9.06  | 36.50 | 4,655  |
| ITRX-TRC-DDSG-20000-32 | 32 | 4.50 | 12,170 | 12.80 | 36.50 | 5,870  |
| ITRX-TRC-DDSG-20000-36 | 36 | 4.50 | 12,510 | 12.85 | 36.50 | 6,920  |
| ITRX-TRC-DDSG-20000-40 | 40 | 6.00 | 12,710 | 12.85 | 36.50 | 7,485  |
| ITRX-TRC-DDSG-20000-44 | 44 | 6.00 | 13,080 | 12.90 | 36.75 | 8,765  |
| ITRX-TRC-DDSG-20000-48 | 48 | 6.00 | 13,485 | 12.95 | 37.00 | 10,210 |
| ITRX-TRC-DDSG-20000-52 | 52 | 7.50 | 13,905 | 14.09 | 40.00 | 11,755 |
| ITRX-TRC-DDSG-20000-56 | 56 | 7.50 | 14,315 | 15.04 | 42.75 | 13,270 |
| ITRX-TRC-DDSG-20000-60 | 60 | 7.50 | 14,700 | 15.74 | 45.75 | 14,720 |



CAP (TON)




SPAN (FT)



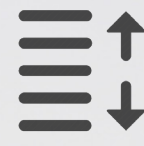
WHEEL BASE  
(FT)



WHEEL LOAD  
(KIPS)



BEAM WIDTH  
(IN)



STANDARD  
HEADROOM (IN)



SHIP WT  
(LBS)



15

| MODEL<br>(PART ID)     | SPAN (FT) | WHEEL BASE<br>(FT) | WHEEL LOAD<br>(KIPS) | BEAM WIDTH<br>(IN) | STANDARD<br>HEADROOM (IN) | SHIP WT<br>(LBS) |
|------------------------|-----------|--------------------|----------------------|--------------------|---------------------------|------------------|
| ITRX-TRC-DDSG-30000-16 | 16        | 4.50               | 16,500               | 12.85              | 38.50                     | 5,400            |
| ITRX-TRC-DDSG-30000-20 | 20        | 4.50               | 17,055               | 12.85              | 38.50                     | 5,965            |
| ITRX-TRC-DDSG-30000-24 | 24        | 4.50               | 17,575               | 12.85              | 38.75                     | 6,940            |
| ITRX-TRC-DDSG-30000-28 | 28        | 4.50               | 17,930               | 12.90              | 38.75                     | 7,565            |
| ITRX-TRC-DDSG-30000-32 | 32        | 4.50               | 18,230               | 12.90              | 38.75                     | 8,190            |
| ITRX-TRC-DDSG-30000-36 | 36        | 4.50               | 18,660               | 12.90              | 39.00                     | 9,440            |
| ITRX-TRC-DDSG-30000-40 | 40        | 6.00               | 18,920               | 12.95              | 39.00                     | 10,130           |
| ITRX-TRC-DDSG-30000-44 | 44        | 6.00               | 19,355               | 14.09              | 42.00                     | 11,555           |
| ITRX-TRC-DDSG-30000-48 | 48        | 6.00               | 19,770               | 15.04              | 44.75                     | 12,965           |
| ITRX-TRC-DDSG-30000-52 | 52        | 7.50               | 20,160               | 15.74              | 47.75                     | 14,330           |
| ITRX-TRC-DDSG-30000-56 | 56        | 7.50               | 21,130               | 15.75              | 53.50                     | 18,025           |
| ITRX-TRC-DDSG-30000-60 | 60        | 7.50               | 21,430               | 15.75              | 53.50                     | 19,060           |



20



25



30



40



50

CONSULT FACTORY FOR SPECIFICATIONS

# SINGLE GIRDER DUAL DRIVE TOP RUNNING BRIDGE CRANE

(1 TON TO 50s TON MODELS AVAILABLE)

We manufacture Overhead Cranes and Bridge Cranes that offer exceptional reliability and dependability at competitive prices. With over a 100 standard Single Girder Top Running Overhead Crane models available, we are the leading manufacturer and installer of Overhead Cranes in Canada.

When selecting an Overhead Crane it is important to first understand the needs of your system and select a product that will provide a reliable solution in your particular environment, that works with your facilities structural capabilities. Single Girder Top Running Overhead Cranes are designed to travel on top of a runway system that can be either supported by engineered columns or existing building columns. Our collaborative approach ensures that the Overhead Crane System you select exceeds your expectations for not only quality but reliability. We assess your facilities capabilities, evaluate the needs of the system, determine weight and span requirements, and recommend systems that are tailored to your specific needs.

Liftsafe Engineering and Service Group Inc., partners with industry leading suppliers to offer exceptional parts and components when designing and manufacturing Overhead Crane Systems. What that means is we provide our Customers with only the most innovative and technologically advanced components when designing and manufacturing a Crane System.

Contact an expert Overhead Crane Specialist for a free no-obligation assessment of your facility. Let us show you why our over 25 years of Overhead and Bridge Crane Manufacturing experience sets us apart from the competition and how we can increase productivity and safety at your facility!